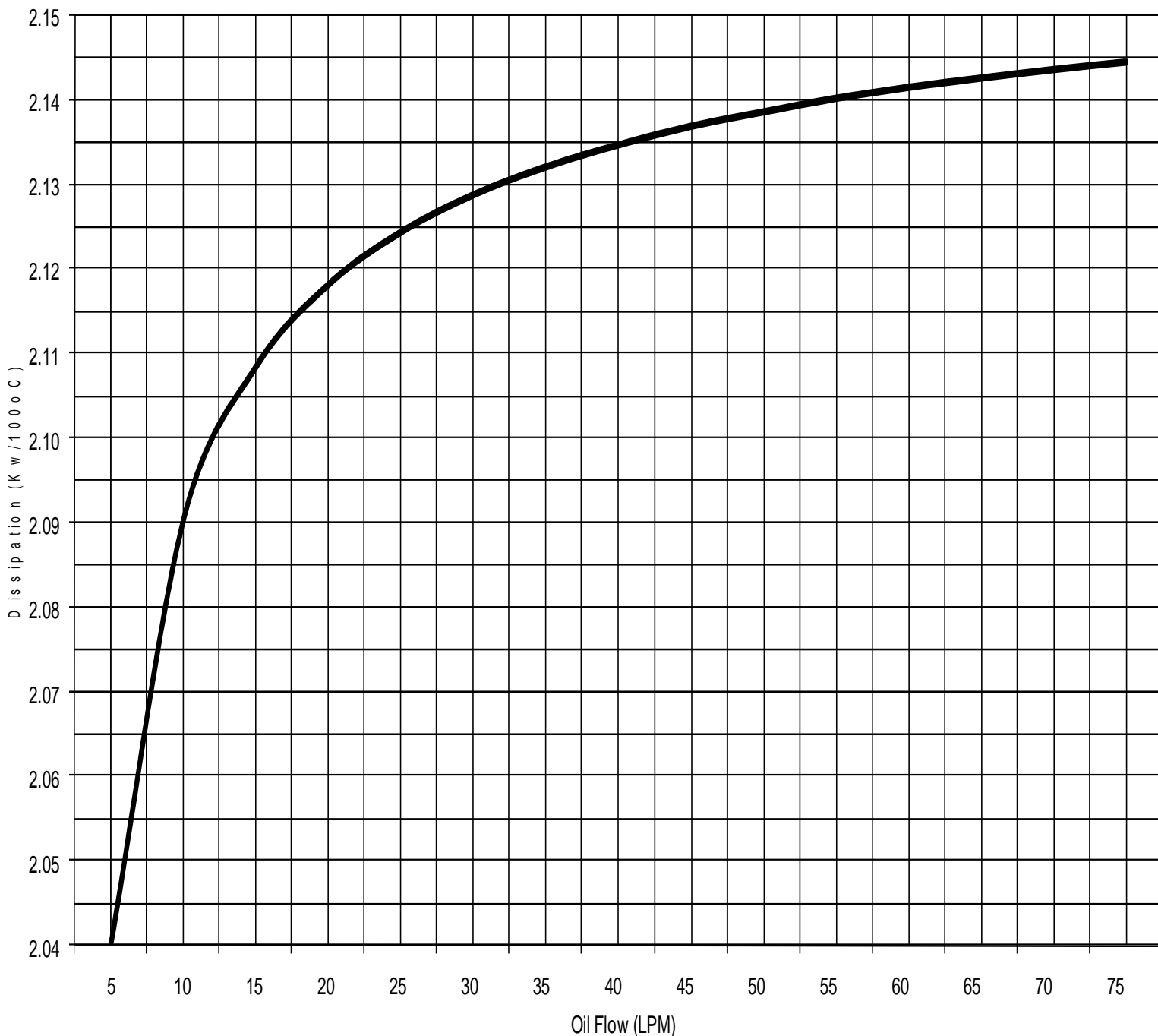


AC Range Air Blown Oil Coolers

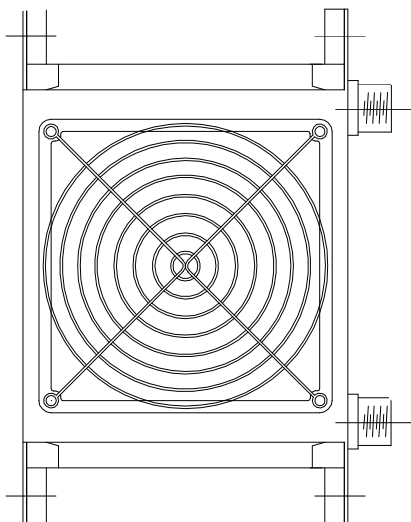
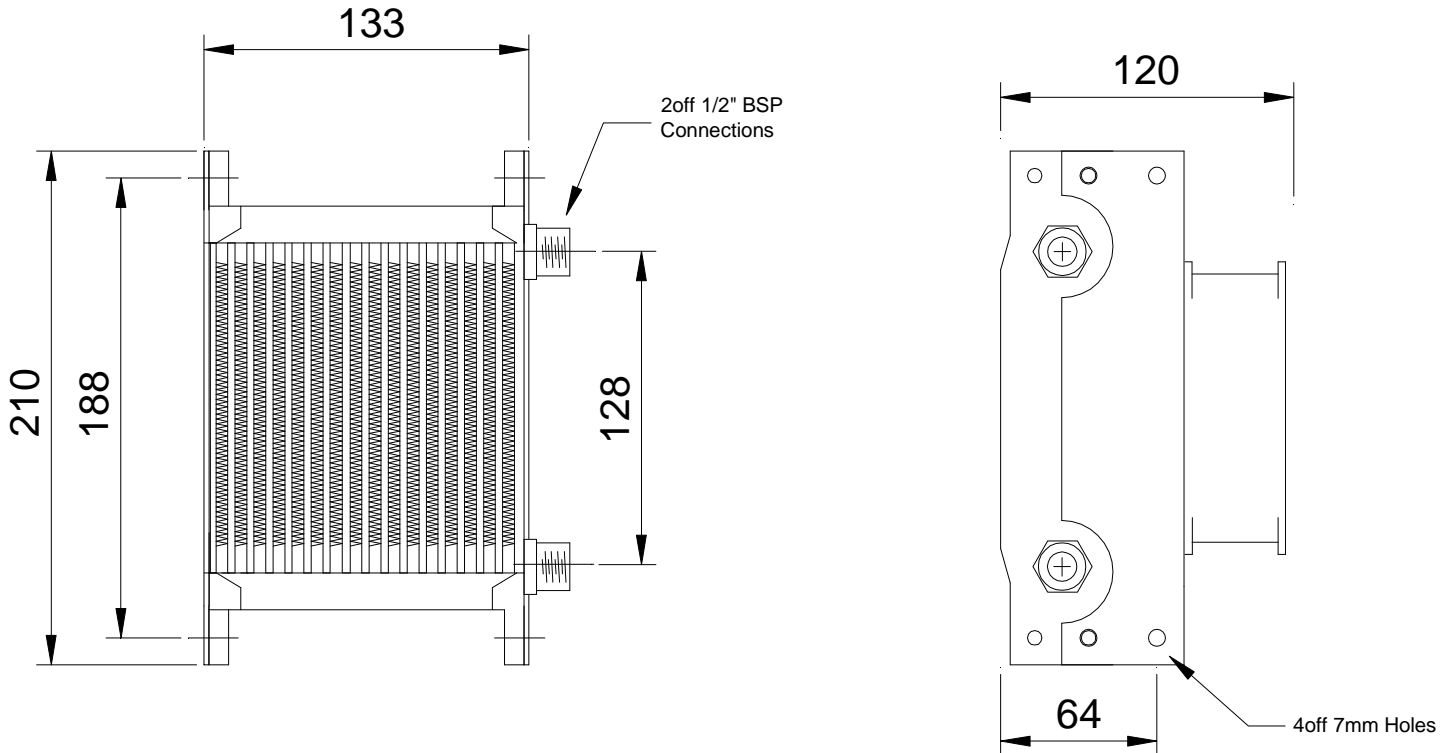
Model - GDAC 2

Cooling at 100°C ΔT KW	Radiator Pressure Rating	Noise level dBA x 1 MTR	Radiator Ports Sizes	Max Oil Flow Rate LPM	Fan Power kW #	Amps At 240 V 1 PH 50 HZ	Amps At 400 V 3 PH 50 HZ	ENCL IP	Approx KG (dry)
2.0	7 Bar	44	½" Bsp	75	0.03	0.15	—	22	2.0



AC Range Air Blown Oil Coolers

Model - GDAC 2



CAUTION - NOISE DATA

The noise values are given by the fan manufacturers in dBa and apply to 'free field' conditions. In practice different conditions lead to sound reflection reverberation and resonance, dependent on insulation details. The resulting actual noise levels can be in excess of the nominal figure shown.

Please note: Fan powers and amps are for guidance only:

Note:

All dimensions are in Millimetres and are for reference only and drawings should be obtained for installation purposes. Certified Dim, Drwgs, are available if required.

Terotechnical information sheets are sent with each cooler, or earlier if requested. We reserve the right to change details with out prior notice.

NOTES ON AIR FLOW

Air flow direction is generally pushing (type "A") from fan, through radiator. Pulling (type "B") versions are available. If critical please consult GDM Cooler Manufacturing Ltd.